

RESEARCH ARTICLE

# Nitrogen Addition Altered the Effect of Belowground C Allocation on Soil Respiration in a Subtropical Forest

Tongxin He<sup>1,2</sup>, Qingkui Wang<sup>1,3\*</sup>, Silong Wang<sup>1,3</sup>, Fangyue Zhang<sup>1,2</sup>

**1** Institute of Applied Ecology, Chinese Academy of Sciences, Shenyang, China, **2** University of Chinese Academy of Sciences, Beijing, China, **3** Huitong National Research Station of Forest Ecosystem, Huitong, China

\* [wqkui@163.com](mailto:wqkui@163.com)



## Abstract

The availabilities of carbon (C) and nitrogen (N) in soil play an important role in soil carbon dioxide (CO<sub>2</sub>) emission. However, the variation in the soil respiration (R<sub>s</sub>) and response of microbial community to the combined changes in belowground C and N inputs in forest ecosystems are not yet fully understood. Stem girdling and N addition were performed in this study to evaluate the effects of C supply and N availability on R<sub>s</sub> and soil microbial community in a subtropical forest. The trees were girdled on 1 July 2012. R<sub>s</sub> was monitored from July 2012 to November 2013, and soil microbial community composition was also examined by phospholipid fatty acids (PLFAs) 1 year after girdling. Results showed that R<sub>s</sub> decreased by 40.5% with girdling alone, but N addition only did not change R<sub>s</sub>. Interestingly, R<sub>s</sub> decreased by 62.7% under the girdling with N addition treatment. The reducing effect of girdling and N addition on R<sub>s</sub> differed between dormant and growing seasons. Girdling alone reduced R<sub>s</sub> by 33.9% in the dormant season and 54.8% in the growing season compared with the control. By contrast, girdling with N addition decreased R<sub>s</sub> by 59.5% in the dormant season and 65.4% in the growing season. Girdling and N addition significantly decreased the total and bacterial PLFAs. Moreover, the effect of N addition was greater than girdling. Both girdling and N addition treatments separated the microbial groups on the basis of the first principal component through principal component analysis compared with control. This indicated that girdling and N addition changed the soil microbial community composition. However, the effect of girdling with N addition treatment separated the microbial groups on the basis of the second principal component compared to N addition treatment, which suggested N addition altered the effect of girdling on soil microbial community composition. These results suggest that the increase in soil N availability by N deposition alters the effect of belowground C allocation on the decomposition of soil organic matter by altering the composition of the soil microbial community.

## OPEN ACCESS

**Citation:** He T, Wang Q, Wang S, Zhang F (2016) Nitrogen Addition Altered the Effect of Belowground C Allocation on Soil Respiration in a Subtropical Forest. *PLoS ONE* 11(5): e0155881. doi:10.1371/journal.pone.0155881

**Editor:** Dafeng Hui, Tennessee State University, UNITED STATES

**Received:** October 14, 2015

**Accepted:** May 5, 2016

**Published:** May 23, 2016

**Copyright:** © 2016 He et al. This is an open access article distributed under the terms of the [Creative Commons Attribution License](https://creativecommons.org/licenses/by/4.0/), which permits unrestricted use, distribution, and reproduction in any medium, provided the original author and source are credited.

**Data Availability Statement:** All relevant data are within the paper.

**Funding:** This study was supported by the Strategic Priority Research Program of the Chinese Academy of Sciences (Grant no. XDB15010301), the National Natural Science Foundation of China (grant No. 31570466), and the National Basic Research Program of China (Grant no. 2012CB416905). The funders had no role in study design, data collection and analysis, decision to publish, or preparation of the manuscript.

**Competing Interests:** The authors have declared that no competing interests exist.

## Introduction

Soil respiration ( $R_s$ ) is the primary pathway for carbon dioxide ( $\text{CO}_2$ ) emission from the soil to the atmosphere and is estimated to be 80–100 Pg C·yr<sup>-1</sup> [1]. The C released from the soil through  $R_s$  is equivalent to 10-fold C emission from fossil fuel combustion. Therefore, a slight change in the  $R_s$  rate will significantly influence the atmospheric  $\text{CO}_2$  concentration [2]. Previous studies suggested that photosynthate allocation in the roots and soil nitrogen (N) availability significantly affected  $R_s$  [3–5]. The amount of photosynthate-derived C allocated to the soil through the roots was found to change under  $\text{CO}_2$  elevation and N deposition [6–8]. N deposition also altered soil N availability, and consequently could affect  $R_s$  [9, 10]. However, the response of  $R_s$  to the combined changes in belowground C allocation and N availability in forest ecosystems remains incompletely understood.

The removal of the bark and phloem in stem girdling can terminate the allocation of photosynthates from the tree crown to the roots [3, 4]. This process has been widely used to separate soil heterotrophic respiration ( $R_H$ ) from autotrophic respiration ( $R_A$ ) because of its minimal disturbance to the soil–root–microbe system [3, 4, 11, 12]. Girdling can also be used to detect the effect of belowground C allocation on  $R_s$  [11–13]. Girdling generally reduces  $R_s$  [14], but the magnitude of reduction varies among different forest ecosystems. For instance, girdling in a Norway spruce forest and boreal pine forest resulted in a reduction in  $R_s$  by approximately 50% [3, 14], whereas  $R_s$  was only reduced by 14%–24% in a eucalyptus plantation [4, 13]. These studies suggest that the influence of girdling on  $R_s$  is system specific because of the distinct rooting systems and soil properties among different forests [3, 4]. Therefore, the effect of girdling on  $R_s$  across a wide range of forest ecosystems should be investigated.

Soil N availability is another important factor controlling  $R_s$  [9, 10, 15]. Several studies have found that N addition or fertilization decreased  $R_s$  in forest ecosystems [16–18]. However, in other some studies, N addition showed no effect on  $R_s$  [19, 20], or even increased it [21, 22]. These contradicting results may result from the different responses of  $R_H$  and  $R_A$  to N addition [10].  $R_H$  generally exhibits a similar negative response to N addition, especially in forest ecosystems [23]. However, the effects of N addition on  $R_A$  were inconsistent, showing positive [24, 25] or negative results [26], which induced different responses of  $R_s$  to N addition. Previous studies also indicated that the positive response of  $R_s$  to N addition was mainly attributed to the increase of  $R_A$  [24, 27]. The mean N deposition in China increased from 13.2 kg N ha<sup>-1</sup>·yr<sup>-1</sup> in the 1980s to 21.1 kg N ha<sup>-1</sup>·yr<sup>-1</sup> in the 2000s [28]. This increase may enhance the soil N availability and alter the response of  $R_s$  to belowground C allocation. The increase in N availability usually improves the gross primary productivity and net primary productivity by stimulating forest growth and biomass production [29]. However, some studies indicated that high N deposition reduced the belowground C allocation or the investment by plants in fine roots [23], resulting in a direct negative effect on  $R_s$  [30]. Therefore, a better understanding of the soil C cycle under global change is essential to investigate the combined effects of C supply and N addition on  $R_s$ .

Soil microbial community is tightly coupled with  $R_s$  [15, 31–33]. Soil microbes are considered C-limited, whereas plant productivity is frequently N-limited [34]. Photosynthate C allocated to soil is a key C source for microbes and influences soil microbial community and activities [35–37]. Some studies have investigated the effects of reducing C supply on soil microbes among different forest ecosystems [20, 36, 38]. Soil N availability also affects soil microbial biomass, activities and community composition by altering belowground C allocation or litter quality [31], thereby affecting soil microbial respiration. A meta-analysis suggested that the reduction in soil microbial biomass or a shift in microbial community composition was responsible for the changes in  $R_s$  induced by N addition in forest ecosystems

[23]. However, the effects of the combined changes of C supply and N addition on  $R_s$  through soil microbial community remain incompletely understood.

In this study, photosynthate C allocation and soil N availability were manipulated by stem girdling and N addition to evaluate the effects of C supply and N availability on  $R_s$  in the global change context in a subtropical forest in Southern China. Girdling reduces the contribution of  $R_A$  to  $R_s$ , and on the basis of the reduction in C supply after girdling,  $R_s$  would be decreased. Moreover, girdling also affects  $R_H$  by altering the soil microbial community composition. Based on the abovementioned, we hypothesized that girdling would reduce  $R_s$  rapidly. Increased soil N availability decreases the soil organic C to be decomposed by microbes [18]. Therefore, we also hypothesized that N addition would decrease  $R_s$  and enhance the effects of girdling on  $R_s$  and microbial community composition.

## Materials and Methods

### Site description

This study was conducted at the Huitong National Research Station of Forest Ecosystem (26°40′–27°09′N and 109°26′–110°08′E) in the Hunan Province, subtropical China. This region has a typical mid-subtropical monsoon climate with a mean annual temperature of 16.5°C and mean annual precipitation of 1200 mm. The soil derived from the Sinian Period gray-green slate was classified as ultisol according to the USDA soil taxonomy.

This study was conducted in a *Cunninghamia lanceolata* forest that was established in 1986. The stand density was 2,500 trees ha<sup>-1</sup> at planting and approximately 1,200 trees ha<sup>-1</sup> when this study began. No fertilizer or lime was added after planting. The primary understory vegetation included *Rubus rosifolius*, *Pteridium aquilinum*, *Maesa japonica*, *Parathelypteris chinensis*, and *Microlepia marginata*. *C. lanceolata* has shallow roots, which were mainly distributed in the 0–40 cm soil layer.

### Experimental design

Six plots (6 m × 6 m) were set up in the *C. lanceolata* plantation in June 2012. The plots were 30–40 m apart, and each plot contained about five trees. The trees in three of the six plots were girdled on 1 July 2012, whereas the remaining three plots served as controls. The trees were girdled by removing the bark and cambium in a 10 cm band around the circumference of the trunk at breast height. The understory in the six plots was mowed monthly. Each plot was divided into two subplots in early November 2012 to investigate the combined effects of N addition and girdling on the soil processes. 2% NH<sub>4</sub>NO<sub>3</sub> solution was added once a year in the below subplot at a rate of 100 kg N ha<sup>-1</sup>·yr<sup>-1</sup>. The same amount of water was added to the control plots. This experiment included four treatment groups, namely, control plots (CT), plots with N addition (N), plots with girdling (G), and plots with girdling and N addition (GN). The amount and pattern of litterfall were not changed by girdling. The leaves began to wither 17 months after girdling, and trees continued to sprout from the stems. The sprouts below the girdling area were removed.

### Soil respiration

Four polyvinyl chloride collars with an inner diameter of 10.4 cm and a height of 8 cm, were permanently installed in the middle of each subplot. The soil collars were pushed 5 cm into the mineral soil to seal the  $R_s$  chamber.  $R_s$  was measured using a Li-cor 8100 infrared gas analyzer (Li-cor Inc. Lincoln, NE, USA). Soil temperature and volumetric moisture were simultaneously measured.  $R_s$  was monitored twice in the first month after girdling, and then monthly

thereafter.  $R_s$  was measured thrice for each collar and the  $R_s$  used was the average of the three measurements.

### Soil sampling and analysis

Mineral soils samples (0–10 cm) were collected on 4 July 2013 after the litter layer was removed. Eight soil cores (diameter = 25 mm) were obtained from each subplot at even distances between two neighboring girdled trees, and then mixed to a composite soil sample. Soil samples were immediately taken to the laboratory and sieved using a 2 mm mesh. Roots and stones were manually removed. A portion of the soil samples was stored at 3°C to determine soil microbial biomass C (MBC), dissolved organic C (DOC), and inorganic N ( $\text{NH}_4^+$ -N and  $\text{NO}_3^-$ -N), or was freeze-dried to analyze soil microbial community. The other portions were air-dried in the laboratory to determine soil organic carbon (SOC) and total nitrogen (TN).

Soil MBC was determined using the fumigation extraction method and was calculated using the following equation [39]:  $\text{MBC} = K_{\text{EC}} \times 2.2$ , where  $K_{\text{EC}}$  is the C extracted from the fumigated soil minus the C extracted from the non-fumigated soil. The non-fumigated C content is referred to hereafter as  $\text{K}_2\text{SO}_4$ -extractable C, which is a proxy for soil DOC [35]. The inorganic N was analyzed by extracting 10 g of fresh soil samples with 2 M KCl in a 1:4 soil-to-solution ratio for 1 h.  $\text{NH}_4^+$ -N concentration in the solution was measured with indophenol blue and  $\text{NO}_3^-$ -N concentration was determined by copperized cadmium reduction method coupled with modified Griess-Ilosvay method using a UV-160 spectrophotometer, at 625 nm and 210 nm respectively [40]. SOC and TN were determined using an automated C/N analyzer (Vario MAX CN, Elementar Co. Hanau, Germany). Soil pH was determined using a pH meter with a 1:2.5 (w: v) mixture of soil and KCl solution. The soil microbial community was assayed using phospholipid fatty acids (PLFAs) [5]. The fatty acids used as biomarkers for specific groups of soil organisms are listed in Table 1.

### Calculation and statistical analysis

We calculated the  $R_H$  and  $R_A$  as follows:

$$R_H = R_G; R_A = R_{CT} - R_G$$

Where  $R_G$  is the respiration rate measured from G plots, and  $R_{CT}$  is the respiration rate measured from CT plots.

The main and interactive effects of girdling and N addition on  $R_s$ , soil temperature, and moisture were investigated using repeated measures of two-way ANOVA. The effects of girdling and N addition on the soil properties and microbial community were tested using two-way ANOVA. Repeated measures of one-way ANOVA was used to detect the effect of N addition on  $R_H$  and  $R_A$ . Significant differences between the various treatments were tested with

**Table 1. Fatty acids used in the analysis of microbial community composition in the study.**

Soil microbial groups	Diagnostic fatty acids	Reference
<b>Bacteria</b>	i14:0; i15:0; a15:0; i16:0; 16:1 $\omega$ 7t; i17:0; a17:0; 18:1 $\omega$ 7c; cy19:0	[41]
<b>Fungi</b>	18:1 $\omega$ 9; 18:2 $\omega$ 6,9	[42]
<b>Gram-positive bacteria</b>	i14:0; i15:0; a15:0; i16:0; i17:0; a17:0	[42–44]
<b>Gram-negative bacteria</b>	16:1 $\omega$ 7t; 17:1 $\omega$ 8c; 18:1 $\omega$ 7c; cy17:0; cy19:0	[43]

The prefixes “a” and “i” indicate antiso- and iso-branching, respectively, and “cy” indicates a cyclopropane fatty acid.

doi:10.1371/journal.pone.0155881.t001

Tukey HSD test. Regression analysis was performed to evaluate the influences of soil temperature and soil moisture on  $R_s$ . Principal component analysis (PCA) was used to separate and group the samples based on their soil microbial groups, as represented by specific PLFA biomarkers. PCA and ANOVA were performed using SPSS17.0 software (SPSS, Chicago, IL, USA).

## Results

### Soil environmental conditions

Soil temperature and moisture did not differ among treatments (Fig 1). Girdling ( $7.8 \pm 0.8 \text{ mg kg}^{-1}$ ) significantly enhanced soil  $\text{NO}_3^-$ -N by 202% compared with CT ( $2.6 \pm 0.3 \text{ mg kg}^{-1}$ ) (Table 2). N addition ( $5.6 \pm 0.5 \text{ mg kg}^{-1}$ ) also significantly increased soil  $\text{NO}_3^-$ -N compared with CT. GN significantly increased soil  $\text{NH}_4^+$ -N ( $22.6 \pm 1.7 \text{ mg kg}^{-1}$ ) and  $\text{NO}_3^-$ -N ( $9.6 \pm 1.3 \text{ mg kg}^{-1}$ ) by 16% ( $P < 0.05$ ) and 269% ( $P < 0.01$ ) compared with CT ( $\text{NH}_4^+$ -N,  $19.5 \pm 0.8 \text{ mg kg}^{-1}$ ) respectively. The SOC, TN contents, and pH were unchanged by girdling or N addition.

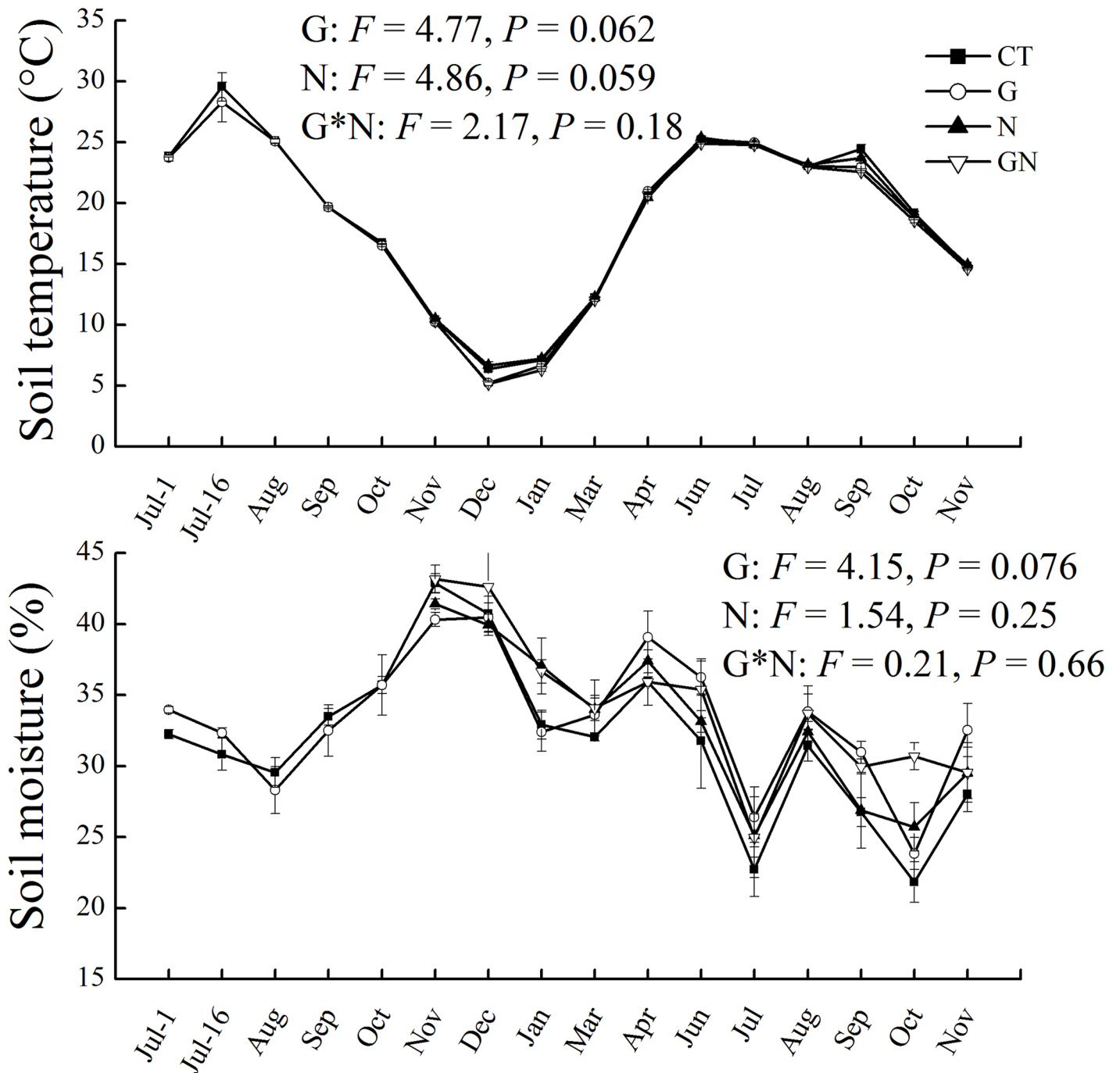
### Soil microbial community composition

Girdling and N addition significantly altered soil microbial biomass, and the effect of N addition was greater than the effect of girdling (Table 3). Girdling significantly decreased total PLFAs ( $35.6 \pm 1.9 \text{ nmol}\cdot\text{g}^{-1}$ ), bacteria ( $16.5 \pm 1.3 \text{ nmol}\cdot\text{g}^{-1}$ ) and Gram-negative bacteria ( $8.1 \pm 0.5 \text{ nmol}\cdot\text{g}^{-1}$ ) by 16.0%, 20.3% and 22.0% respectively, compared with CT ( $42.4 \pm 3.2$ ,  $20.7 \pm 1.1$  and  $10.4 \pm 1.0 \text{ nmol}\cdot\text{g}^{-1}$  respectively). N addition reduced the total PLFAs ( $31.1 \pm 0.3 \text{ nmol}\cdot\text{g}^{-1}$ ), bacteria ( $12.7 \pm 0.2 \text{ nmol}\cdot\text{g}^{-1}$ ), Gram-positive bacteria ( $7.5 \pm 0.3 \text{ nmol}\cdot\text{g}^{-1}$ ) and Gram-negative bacteria ( $5.2 \pm 0.4 \text{ nmol}\cdot\text{g}^{-1}$ ) by 26.7%, 38.6%, 27.2% and 50.0% respectively, and increased the ratio of Gram-positive: Gram-negative by 43.1% compared with CT. Girdling with N addition had a greater effect on soil microbial community composition than girdling or N addition alone, reducing the total PLFAs, bacteria, Gram-negative, and Gram-positive bacteria compared with CT ( $P < 0.05$ ).

The PCA analysis based on soil microbial groups as indicated by PLFA biomarkers clearly separated the control and treatment plots (Fig 2). The first principal component (PC1), which accounted for 60% of the total variation, mainly reflected the influence of girdling, N addition, and their interaction on soil microbial community. These vectors illustrated that girdling increased the ratio of fungi:bacteria and G+:G- in N addition plots strongly discriminated communities on the second principal component (PC2), which accounted for 31% of the variation (Fig 2).

### Soil respiration

$R_s$  showed strong seasonal patterns under different treatments.  $R_s$  was lower during the dormant season (December–March) than during the growing season (April–November) (Fig 3).  $R_s$  did not decrease in the first three months after girdling (Fig 3) but significantly decreased by 40.5% during the experimental periods after girdling compared with CT (Fig 4). N addition did not alter total  $R_s$ . However, a significant effect of the interaction between N addition and girdling on  $R_s$  was found during the dormant season. Moreover, girdling with N addition significantly decreased annual  $R_s$  by 62.7% compared with N addition plot, which was higher than the decrease in  $R_s$  induced by girdling alone. The reduction in  $R_s$  ranged from 33.9% in G to 59.5% in GN during the dormant season, and from 54.8% in G to 65.4% in GN during the growing season compared with CT (Fig 4). N addition significantly decreased  $R_H$  by 33.3% and



**Fig 1. Mean monthly dynamics of soil temperature (5 cm) and volumetric moisture (0–5 cm) from July 2012 to November 2013 under different treatments.** Error bars indicate standard error. CT, control; G, girdling; N, N addition; GN, girdling and N addition. The repeated measures of two-way ANOVA was used to analyze the main and interactive effects of girdling and N addition on soil temperature and moisture.

doi:10.1371/journal.pone.0155881.g001

32.0% during the growing and dormant seasons, respectively, but significantly increased  $R_A$  by 102% during the dormant season (Fig 5).

The results showed that  $R_s$  had a highly positive correlation with soil temperature but a negative correlation with soil moisture (Fig 6). Moreover, the PC2 score was significantly negatively correlated with the annual  $R_s$  (Fig 7).

**Table 2. Results of two-way ANOVA for soil properties as dependent on girdling and N addition, and their interactions.** The F-ratios are presented, together with their level of significance.

	df	SOC (g kg <sup>-1</sup> )	TN (g kg <sup>-1</sup> )	DOC (mg kg <sup>-1</sup> )	MBC (mg kg <sup>-1</sup> )	NH <sub>4</sub> <sup>+</sup> -N (mg kg <sup>-1</sup> )	NO <sub>3</sub> <sup>-</sup> -N (mg kg <sup>-1</sup> )	pH (KCl)
<b>G</b>	1	1.46	1.53	0.55	0.76	1.97	14.3**	0.11
<b>N</b>	1	0.13	0.02	0.78	2.42	0.52	5.02*	0.95
<b>G*N</b>	1	1.2	1.53	3.21	2.46	2.91	0.15	2.65

\*P < 0.05.

\*\*P < 0.01.

G, girdling; N, N addition.

doi:10.1371/journal.pone.0155881.t002

## Discussion

### Soil respiration

Girdling decreased R<sub>s</sub> by 40.5% during the experimental periods. This result suggested that the allocation of photosynthates to the root system controls R<sub>s</sub> [3, 4, 45], because girdling terminated the allocation of photosynthates from the tree crown to the roots. Depletion of carbohydrate in fine roots decreased R<sub>A</sub> which was mainly responsible for the reduction of R<sub>s</sub> [45, 46]. Although, the dynamics of non-structure carbohydrate content in fine roots was not investigated, the significantly increased soil NO<sub>3</sub><sup>-</sup>-N concentration can support the speculation (Table 2). Previous studies also indicated that the increased NO<sub>3</sub><sup>-</sup>-N concentration was mainly attributed to the termination of plant N uptake [47–49] because of the reduction in mycorrhizal hyphae and fine roots after girdling [50]. Additionally, soil microbes are generally limited by available C, and the decrease in labile C inputs by rhizodeposition after girdling may inhibit microbial respiration, which contributed to the decrease in R<sub>s</sub>. Moreover, the reduction of soil microbial biomass and the alteration of microbial community composition after girdling (Table 3) should be partly responsible for the reduction in R<sub>s</sub>. Treseder [15] also found that soil microbial biomass reduced with decreasing soil microbial respiration in different ecosystems.

However, no decrease in R<sub>s</sub> was observed in the first three months after girdling, which was consistent with some previous studies [4, 51]. Chen et al. [4] considered that no decrease in R<sub>s</sub> in the first two months in *Eucalyptus urophylla* plantations was mainly due to the resprouting ability of *E. urophylla*, which had some living roots and released CO<sub>2</sub> after short-time girdling [13, 45]. Edwards and Ross-Todd [51] also found little reduction in R<sub>s</sub> in the girdling plots with tulip poplar species, which had resprouting ability. In this study, *C. lanceolata* can also resprout, and some roots may be alive and continue to release CO<sub>2</sub> after girdling. The resprouting ability relies on the starch reserves in the roots [13]. Unfortunately, in the present study, further exploration of the inherent mechanism is hampered by the limited data on starch

**Table 3. Results of two-way ANOVA for concentrations of PLFAs and two PLFA ratios as dependent on girdling and N addition, and their interactions.** The F-ratios are presented, together with their level of significance.

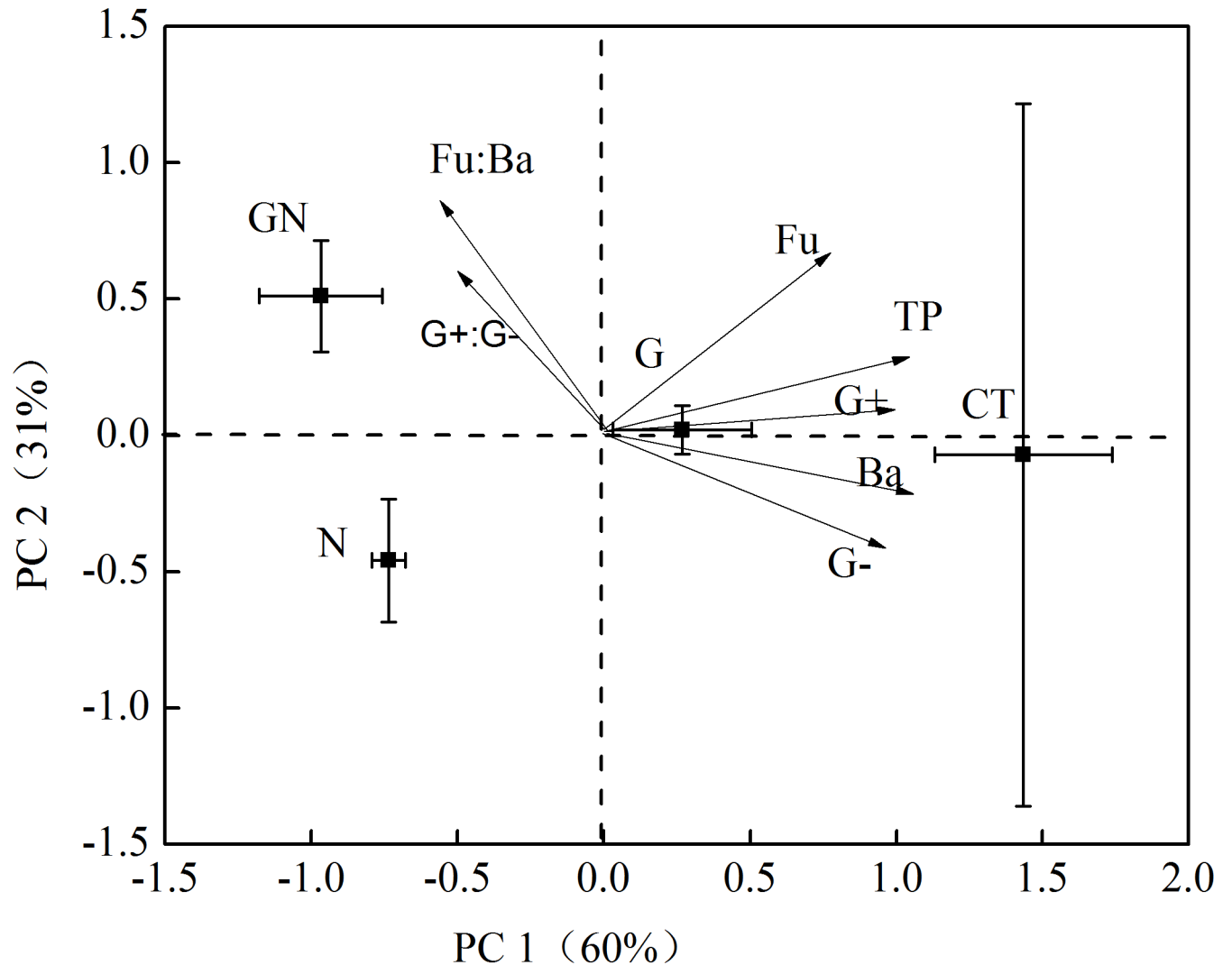
	df	Total PLFAs	Bacteria	Fungi	Fungi:bacteria	G+	G-	G+:G-
<b>G</b>	1	5.85*	5.47*	0.89	0.04	2.57	5.17*	0.29
<b>N</b>	1	20.5**	30.8**	4.24	2.64	8.07*	40.3**	7.6*
<b>G*N</b>	1	0.6	2.72	0.02	0.57	0.74	3.48	0.6

G- and G+ indicate Gram-negative bacteria and Gram-positive bacteria, respectively.

\*P < 0.05.

\*\*P < 0.01.

doi:10.1371/journal.pone.0155881.t003



**Fig 2. Principal component analysis (PCA) of PLFA data from soil under all treatments. ( $n = 3$ ).** Whiskers show standard error of the mean of plot score values; solid squares show the PCA weighted loading values of microorganisms. PLFA biomarker abbreviations: TP, total PLFAs; G+, gram-positive bacteria; G-, gram-negative bacteria; Ba, bacteria, Fu, fungi. CT, control; G, girdling; N, N addition; GN, girdling and N addition.

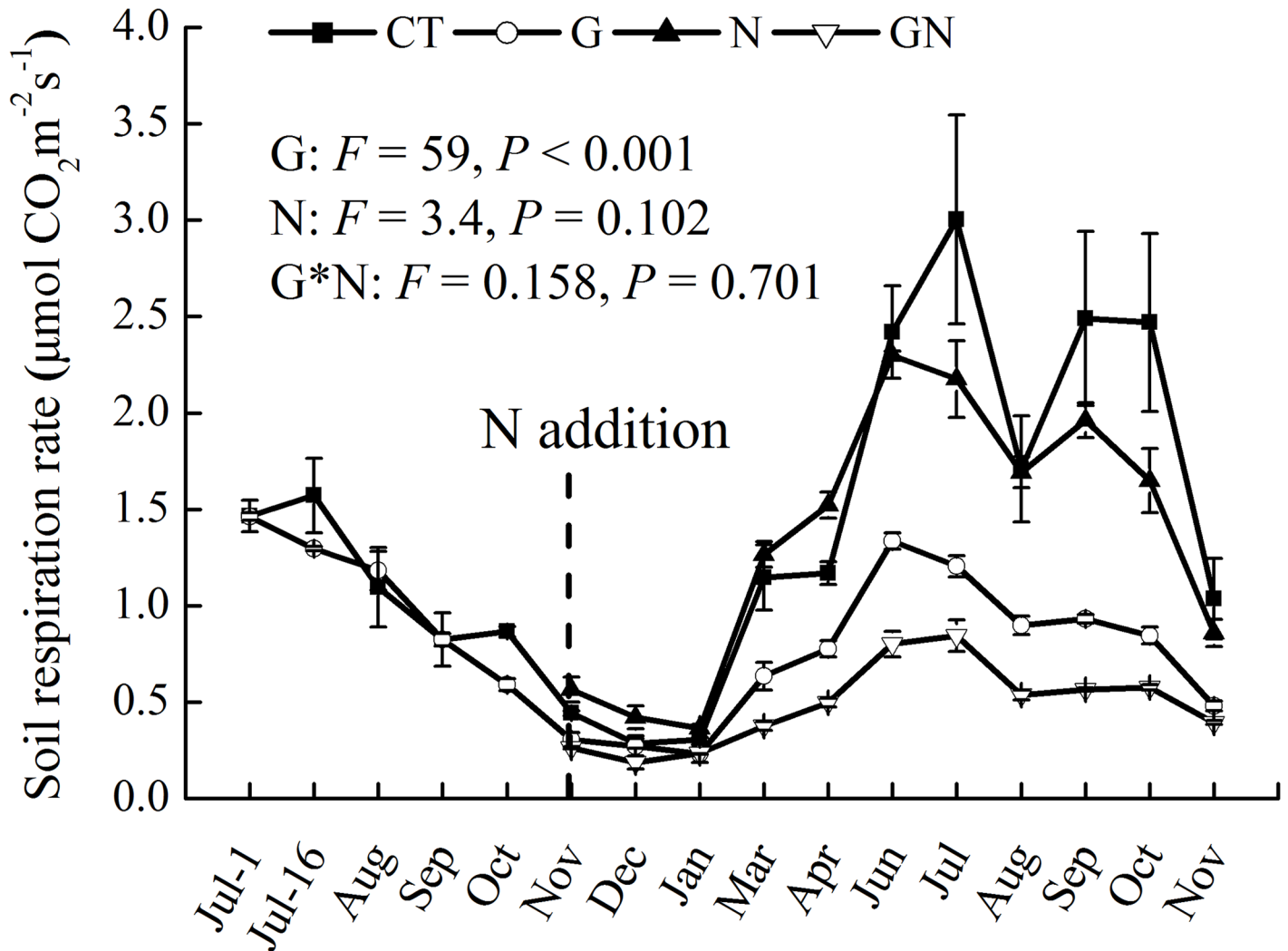
doi:10.1371/journal.pone.0155881.g002

reserves in the roots. Additionally, decomposition of dead fine root and associated mycorrhizal hyphae may result in a short-term increase in the contribution of  $R_H$  to  $R_s$  after girdling which can offset the decreased  $R_A$  [45, 52].

Our results showed that tree girdling significantly decreased  $R_s$  which indicated girdling was a powerful method to distinguish  $R_A$  and  $R_H$ . However, there may be some limitations when using girdling to distinguish  $R_A$  and  $R_H$  [13]. For example, the roots may be alive in short time after girdling which results in underestimation of  $R_A$  and overestimation of  $R_H$ . In addition, girdling may decrease transpiration and alter soil water content which can also affect  $R_H$  [26].

No significant difference in  $R_s$  was observed between CT and N plots (Fig 3), which suggested that N addition did not affect  $R_s$ . This result was contrary to our hypothesis that N addition would decrease  $R_s$  and was also inconsistent with some previous studies [15, 16, 18, 22]. The unchanged  $R_s$  under N addition in the studied subtropical forest may be explained by the following reasons. Response of  $R_s$  to N addition was dependent on the rate of N addition. In

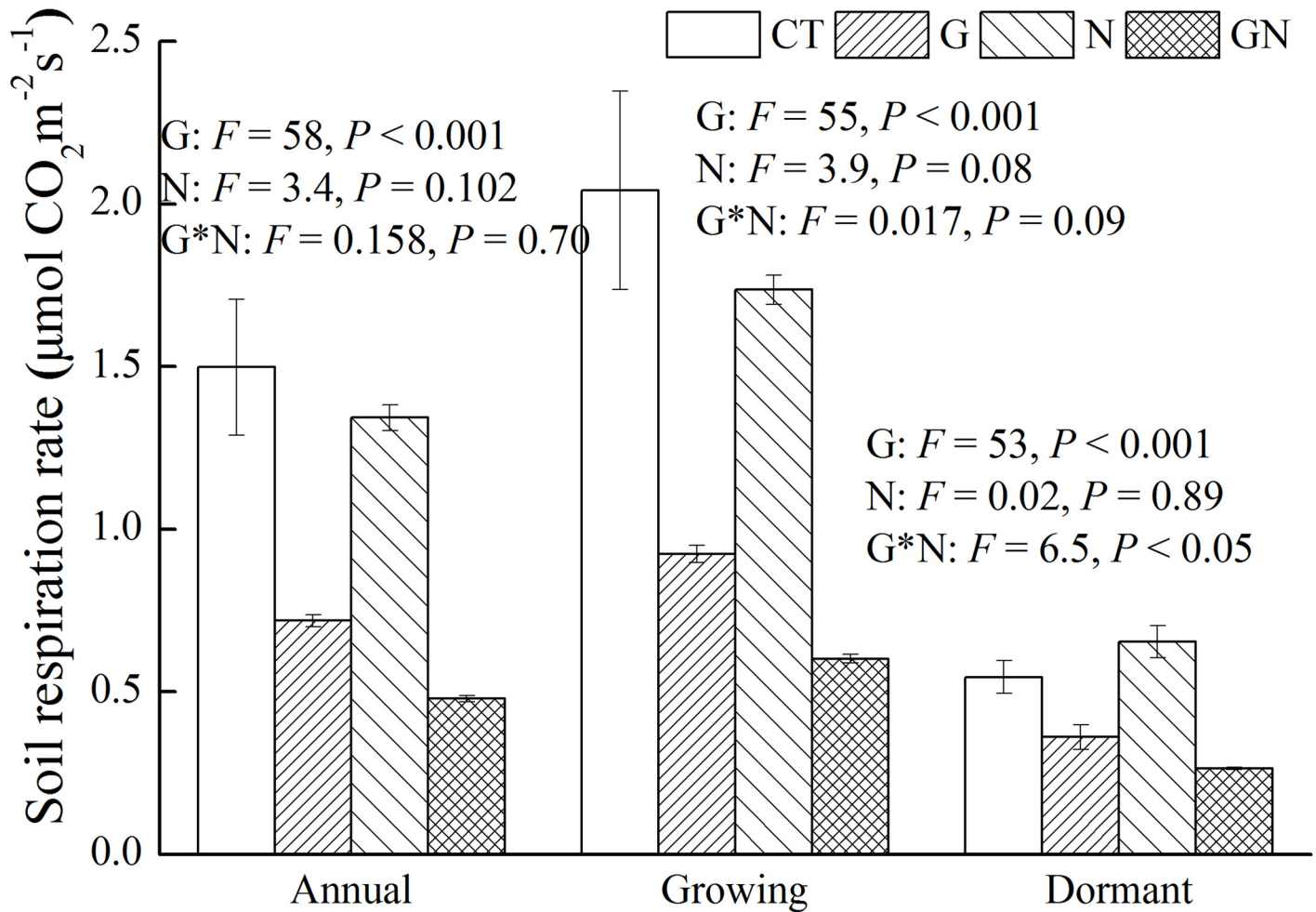




**Fig 3. Mean monthly dynamics of soil respiration from July 2012 to November 2013 under different treatments.** Error bars indicate standard error ( $n = 3$ ). CT, control; G, girdling; N, N addition; GN, girdling and N addition. The repeated measures of two-way ANOVA was used to analyze the main and interactive effects of girdling and N addition on soil respiration.

doi:10.1371/journal.pone.0155881.g003

this experiment, the total amount of N added to the soil was  $100 \text{ kg N ha}^{-1}$ . Mo et al. [17] also observed that N addition of  $100 \text{ kg N ha}^{-1} \text{ yr}^{-1}$  in a tropical forest did not change  $R_s$ , but N addition of  $150 \text{ kg N ha}^{-1} \text{ yr}^{-1}$  significantly decreased  $R_s$ . Additionally, these conflicting results may be attributed to the different responses of  $R_H$  and  $R_A$  to N addition [10]. In the present study,  $R_H$  and  $R_A$  had different responses to N addition, i.e., reduced  $R_H$  but increased  $R_A$  (Fig 5). Numerous previous studies also found the reduction in  $R_H$  after N addition [30, 53–54]. This reduction may be attributed to the suppression of the soil organic matter decomposition under high N availability. Moreover, the decrease in  $R_H$  can also be explained by the decreased soil microbial biomass measured by PLFA analysis after N addition because soil microbes play an important role in mineralizing soil organic matter [55, 56]. The increase in  $R_A$  under N addition (Fig 5) was in agreement with the observations of Jia et al. [57] which reported that the average  $R_A$  rates in *Larix gmelinii* and *Fraxinus mandshurica* plantations increased by 10%

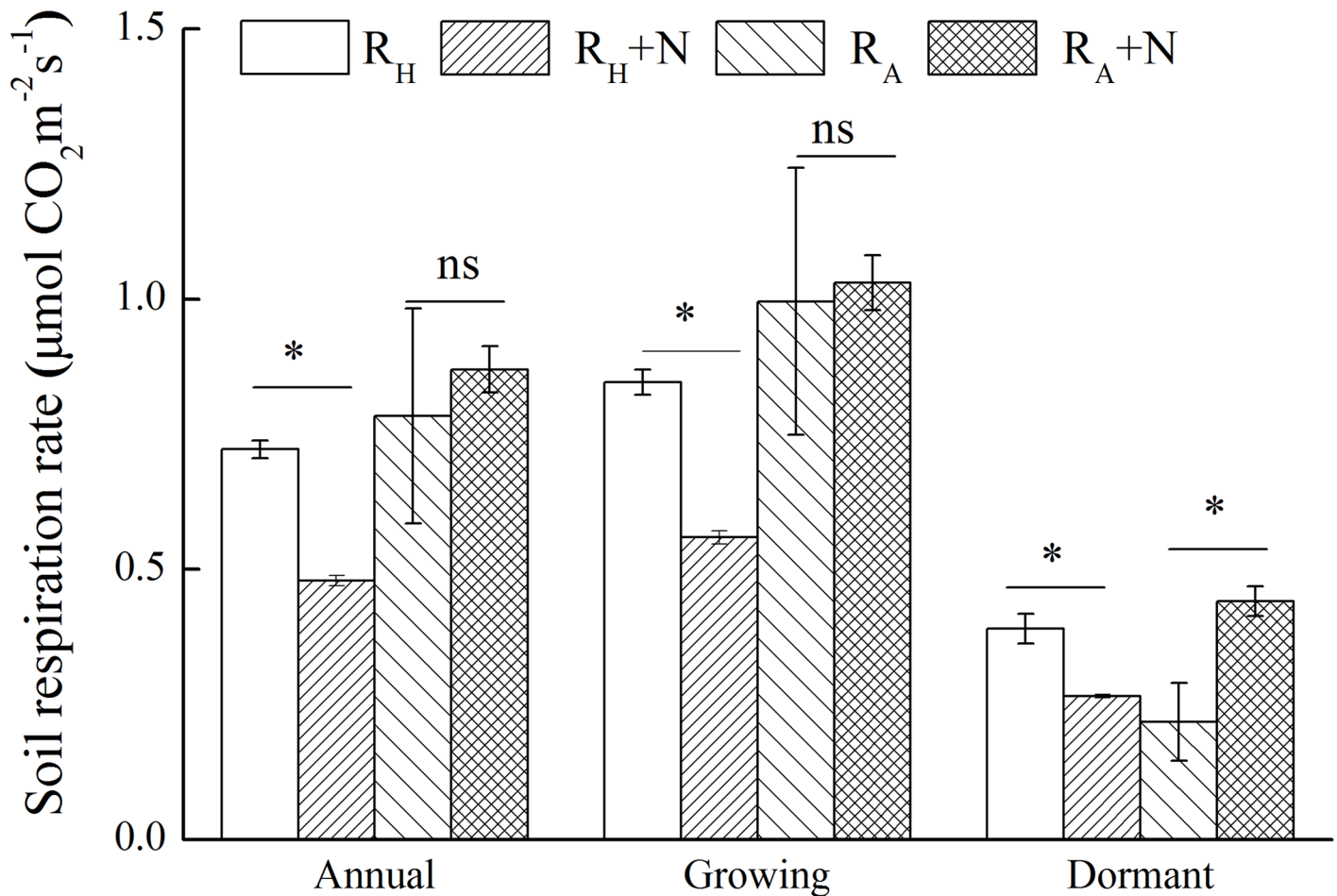


**Fig 4. Mean soil respiration in annual, growing and dormant season under different treatments.** Error bars indicate standard error ( $n = 3$ ). CT, control; G, girdling; N, N addition; GN, girdling and N addition. The repeated measures of two-way ANOVA was used to analyze the main and interactive effects of girdling and N addition on soil respiration across different seasons.

doi:10.1371/journal.pone.0155881.g004

and 13% respectively in fertilized plots. The increase in  $R_A$  was likely due to increases in fine root biomass and rhizosphere microorganisms after N addition or fertilization [22, 57, 58].

N addition augmented the negative effect of girdling on  $R_s$ , which was consistent with our hypothesis. This finding indicated that the effect of C availability on  $R_s$  was dependent on soil N availability. Janssens et al. [23] also found decreased  $R_s$  under higher N availability which may have been caused by the suppression of decomposition of soil organic matter by N addition. In the same study site, Wang et al. [18] also found that the increase in N availability was beneficial to the reduction of soil organic matter mineralization and increased soil C sequestration to a certain extent. The lower soil microbial biomass in the GN plots than in the N plots and the difference in the soil microbial community between N and GN plots (Fig 2) were observed, and a negative correlation existed between the annual  $R_s$  rate and PC2 score (Fig 7). Therefore, the decrease in the soil microbial biomass and the shift in the soil microbial community composition after N addition were mainly responsible for the augmentation of the negative effect of girdling on  $R_s$  [15, 23].



**Fig 5. Mean soil heterotrophic (R<sub>H</sub>) and autotrophic respiration (R<sub>A</sub>) under control and N addition treatments in annual, growing and dormant season.** Error bars indicate standard error (*n* = 3). The asterisks on the error bars denote significant effect of N addition based on repeated measures of one-way ANOVA across different seasons.

doi:10.1371/journal.pone.0155881.g005

### Soil microbial community composition

The decrease in bacterial and Gram-negative bacterial PLFAs in the G plots suggested that girdling altered soil microbial community, which was consistent with our hypothesis and several previous findings [47, 59, 60]. The decrease in bacterial PLFAs after girdling was most likely due to the depletion of labile C in the soil. The C availability to soil microorganisms is ultimately derived from plant photosynthesis, thus the processes or factors which alters the photosynthesis C allocation to soil can affect microbial biomass and activities. Soil labile C availability has been assumed to be the most common limiting factor to soil bacterial growth [34]. The decrease in soil microbial biomass after girdling suggested that soil microorganisms were C-limited in subtropical forest ecosystem. The decrease in Gram-negative bacteria induced by girdling confirmed speculation because Gram-negative bacteria are generally favored by labile C substrates [44, 61].

N addition significantly decreased bacterial biomass and altered the soil microbial community composition, which agreed with the results of previous studies [62–65]. However, N addition did not change fungal biomass, which was consistent with previous studies [15, 64]. This finding suggested that bacterial biomass was more negatively affected by N addition than

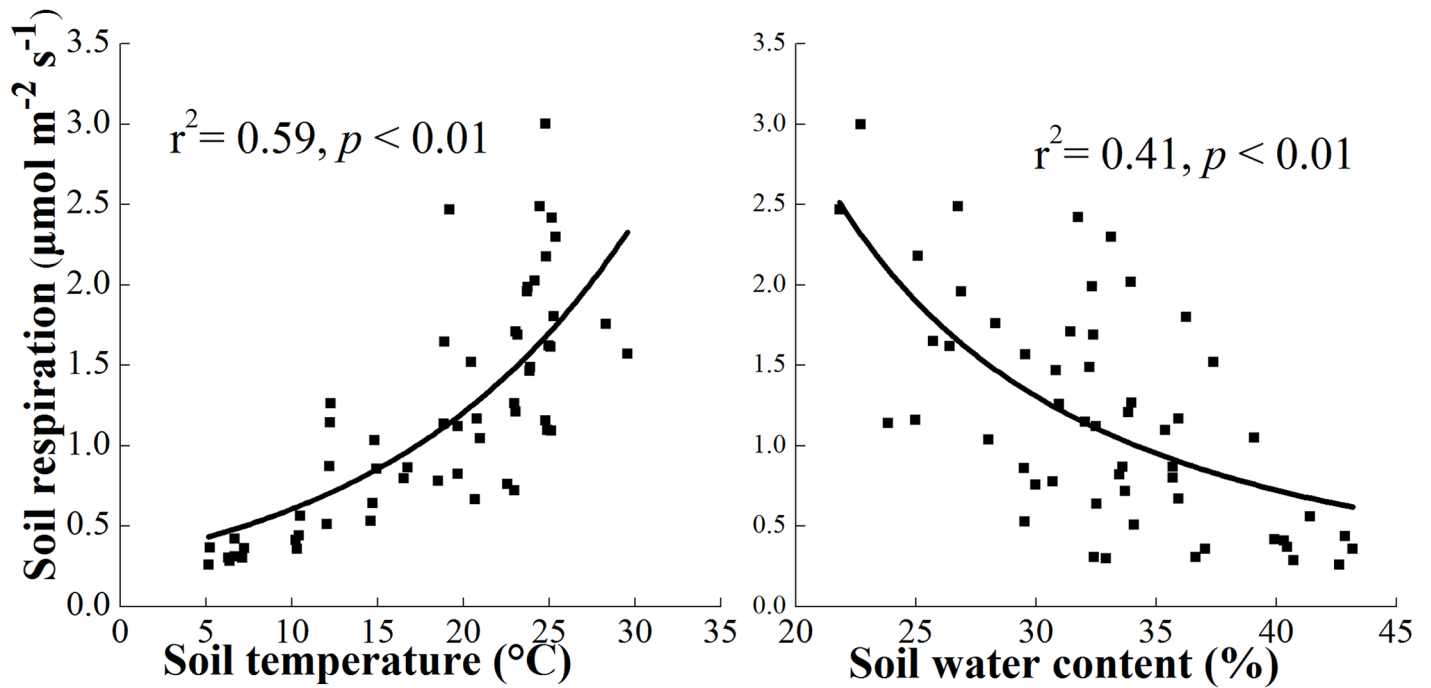


Fig 6. Relationships between soil respiration and soil temperature (5 cm) and volumetric moisture (0–5 cm).

doi:10.1371/journal.pone.0155881.g006

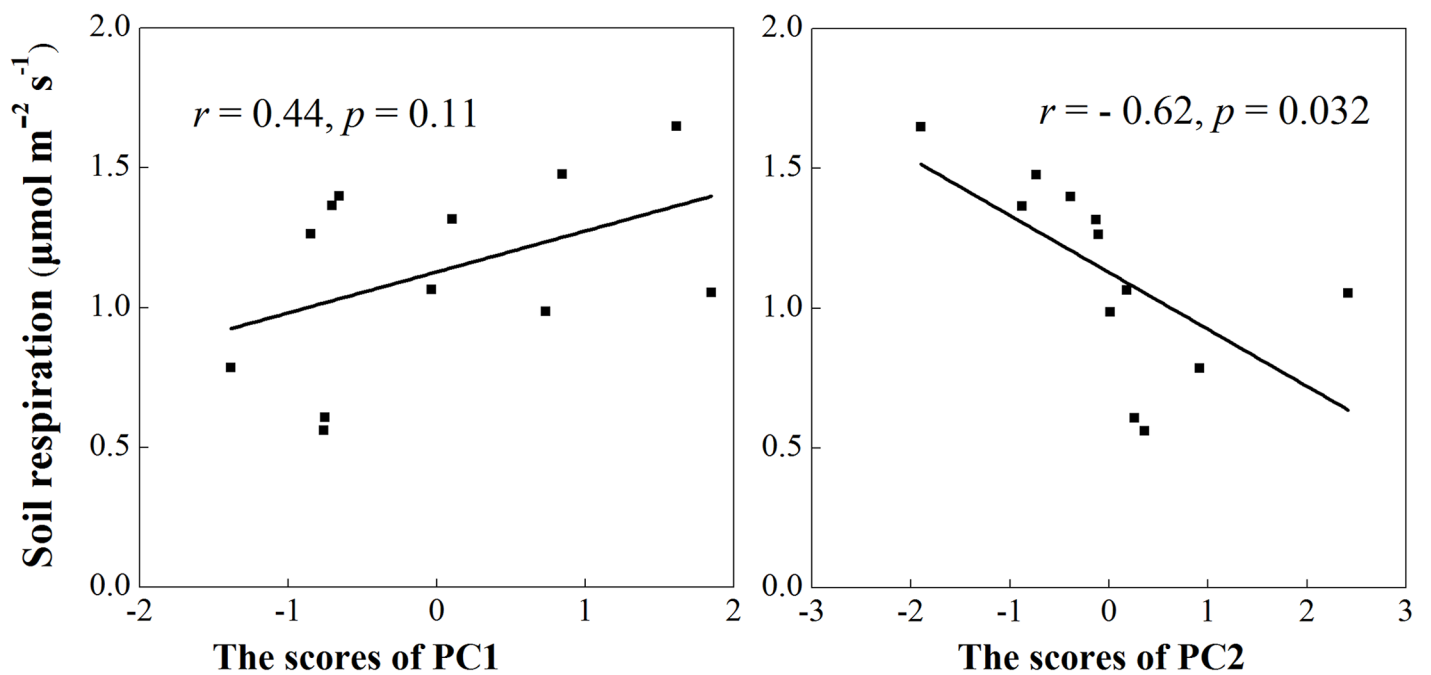


Fig 7. Relationships between the PCA scores of PLFAs and annual soil respiration ( $n = 12$ ). Linear regression lines with corresponding  $r$ -values and levels of statistical significance are shown.

doi:10.1371/journal.pone.0155881.g007

fungal biomass. The greater decrease in the concentration of Gram-negative bacteria than in the Gram-positive bacteria after N addition resulted in a higher ratio of Gram-positive to Gram-negative bacteria in N addition plots. Similar results were also observed in previous studies [18, 66], suggesting that N addition inhibited the growth of Gram-negative bacteria more effectively than the growth of Gram-positive bacteria. Additionally, the timing of N addition was also a key factor controlling the effect of N addition on microbes [15, 67, 68]. The increase in N availability may increase microbial biomass and shift community composition to N-lovers shortly after N addition. Bai et al. [67] also found a transient increase in soil N<sub>2</sub>O emission which was controlled by nitrifier and denitrifier in response to N addition in a temperate forest on Mt Changbai, and the increased emission only lasted for two weeks. However, Sun et al. [69] found unchanged microbial biomass in the same site under N addition which may be caused by the confounded response of different microbial communities to N addition. Wan et al. [68] found that N additions for eight months did not change the biomass and structure of the soil microbial community under *Mytilaria laosensis* and *C. lanceolata* which may be due to the short duration of their N addition experiment. A meta-analysis carried out by Treseder [15] suggested that reductions in the abundance of microbes and fungi were more evident in studies with longer durations and higher total amounts of N application.

Similar to our hypothesis, PCA results showed that N addition altered the effect of girdling on the composition of the soil microbial community, indicating that N availability changed the effects of C supply on the microbial community structure. Demoling et al. [65] demonstrated that the C limitation of soil bacteria became more evident in N-fertilized plots, especially in previously N-limited forests. The C limitation of soil bacteria in the G plots was likely increased by N addition, which resulted in the alteration of soil microbial community composition.

In conclusion, several important findings were noted in this study. First, N addition augmented the negative effect of girdling on R<sub>s</sub>, suggesting that an increase in soil N availability can modify the response of R<sub>s</sub> to C allocation. In the context of climate change, N deposition will decrease CO<sub>2</sub> emission from the decomposition of soil organic matter and benefit soil C sequestration in subtropical forest ecosystems, particularly when soil C availability is decreased. Second, N addition altered the effect of girdling on soil microbial community composition, suggesting that reductions in belowground C allocation by plants have a greater effect on soil microbial community composition under the N deposition than under ambient condition.

## Acknowledgments

This study was supported by the Strategic Priority Research Program of the Chinese Academy of Sciences (Grant no. XDB15010301), the National Natural Science Foundation of China (grant No. 31570466), and the National Basic Research Program of China (Grant no. 2012CB416905). We are grateful to Ke Huang and Guangbiao Xu for the soil respiration measurements, Peng Wang and Zhichao Xia for their assistance in the analysis of the composition of soil microbial community using PLFAs, Xiuyong Zhang and Zhenqi Shen for their assistance in the experimental setup and Bing Fan and Xiaojun Yu for their assistance in the soil sampling, Edith Bai for polishing the language.

## Author Contributions

Conceived and designed the experiments: QKW. Performed the experiments: QKW TXH FYZ. Analyzed the data: TXH QKW SLW. Contributed reagents/materials/analysis tools: TXH FYZ. Wrote the paper: TXH QKW SLW.

## References

1. Bond-Lamberty B, Thomson AM. (2010) Temperature-associated increases in the global soil respiration record. *Nature* 464: 579–582. doi: [10.1038/nature08930](https://doi.org/10.1038/nature08930) PMID: [20336143](https://pubmed.ncbi.nlm.nih.gov/20336143/)
2. Luo Y, Zhou X. (2006) *Soil Respiration and the Environment*. Academic Press/Elsevier, San Diego, CA.
3. Högberg P, Nordgren A, Buchmann N, Taylor AF, Ekblad A, Högberg MN, et al. (2001) Large-scale forest girdling shows that current photosynthesis drives soil respiration. *Nature* 411: 789–792. PMID: [11459055](https://pubmed.ncbi.nlm.nih.gov/11459055/)
4. Chen D, Zhang Y, Lin Y, Zhu W, Fu S. (2009) Changes in belowground carbon in *Acacia crassicarpa* and *Eucalyptus urophylla* plantations after tree girdling. *Plant Soil* 326: 123–135.
5. Wang Q, He T, Wang S, Liu L. (2013) Carbon input manipulation affects soil respiration and microbial community composition in a subtropical coniferous forest. *Agr For Meteorol* 178–179: 152–160.
6. Heath J, Ayres E, Possell M, Bardgett RD, Black HI, Grant H, et al. (2005) Rising atmospheric CO<sub>2</sub> reduces sequestration of root-derived soil carbon. *Science* 309: 1711–1713. PMID: [16151007](https://pubmed.ncbi.nlm.nih.gov/16151007/)
7. Crow SE, Lajtha K, Filley TR, Swanston CW, Bowden RD, Caldwell BA. (2009) Sources of plant-derived carbon and stability of organic matter in soil: implications for global change. *Glob Chang Biol* 15: 2003–2019.
8. Drake JE, Gallet-Budynek A, Hofmockel KS, Bernhardt ES, Billings SA, Jackson RB, et al. (2011) Increases in the flux of carbon belowground stimulate nitrogen uptake and sustain the long-term enhancement of forest productivity under elevated CO<sub>2</sub>. *Ecol Lett* 14: 349–357. doi: [10.1111/j.1461-0248.2011.01593.x](https://doi.org/10.1111/j.1461-0248.2011.01593.x) PMID: [21303437](https://pubmed.ncbi.nlm.nih.gov/21303437/)
9. Zhang C, Niu D, Hall S J, Wen H, Li X, Fu H, et al. (2014) Effects of simulated nitrogen deposition on soil respiration components and their temperature sensitivities in a semiarid grassland. *Soil Biol Biochem* 75: 113–123.
10. Zhou L, Zhou X, Zhang B, Lu M, Luo Y, Liu L, et al. (2014) Different responses of soil respiration and its components to nitrogen addition among biomes: a meta-analysis. *Glob Chang Biol* 20: 2332–2343. doi: [10.1111/gcb.12490](https://doi.org/10.1111/gcb.12490) PMID: [24323545](https://pubmed.ncbi.nlm.nih.gov/24323545/)
11. Högberg P, Bhupinderpal S, Löfvenius MO, Nordgren A. (2009) Partitioning of soil respiration into its autotrophic and heterotrophic components by means of tree-girdling in old boreal spruce forest. *For Ecol Manag* 257: 1764–1767.
12. Subke J-A, Voke NR, Leronni V, Garnett MH, Ineson P. (2011) Dynamics and pathways of autotrophic and heterotrophic soil CO<sub>2</sub> efflux revealed by forest girdling. *J Ecol* 99: 186–193.
13. Binkley D, Stape JL, Takahashi EN, Ryan MG. (2006) Tree-girdling to separate root and heterotrophic respiration in two *Eucalyptus* stands in Brazil. *Oecologia* 148: 447–454. PMID: [16496179](https://pubmed.ncbi.nlm.nih.gov/16496179/)
14. Subke J-A, Hahn V, Battipaglia G, Linder S, Buchmann N, Cotrufo MF. (2004) Feedback interactions between needle litter decomposition and rhizosphere activity. *Oecologia* 139: 551–559. PMID: [15042460](https://pubmed.ncbi.nlm.nih.gov/15042460/)
15. Treseder KK. (2008) Nitrogen additions and microbial biomass: a meta-analysis of ecosystem studies. *Ecol Lett* 11: 1111–1120. doi: [10.1111/j.1461-0248.2008.01230.x](https://doi.org/10.1111/j.1461-0248.2008.01230.x) PMID: [18673384](https://pubmed.ncbi.nlm.nih.gov/18673384/)
16. Bradford M, Fierer N, Reynolds J. (2008) Soil carbon stocks in experimental mesocosms are dependent on the rate of labile carbon, nitrogen and phosphorus inputs to soils. *Funct Ecol* 22: 964–974.
17. Mo J, Zhang WEI, Zhu W, Gundersen PER, Fang Y, Li D, et al. (2007) Nitrogen addition reduces soil respiration in a mature tropical forest in southern China. *Glob Chang Biol* 14: 403–412.
18. Wang Q, Wang S, He T, Liu L, Wu J. (2014a) Response of organic carbon mineralization and microbial community to leaf litter and nutrient additions in subtropical forest soils. *Soil Biol Biochem* 71: 13–20.
19. Lee K-H, Jose S. (2003) Soil respiration, fine root production, and microbial biomass in cottonwood and loblolly pine plantations along a nitrogen fertilization gradient. *For Ecol Manag* 185: 263–273.
20. Yarwood SA, Myrold DD, Hogberg MN. (2009) Termination of belowground C allocation by trees alters soil fungal and bacterial communities in a boreal forest. *FEMS Microbiol Ecol* 70: 151–162. doi: [10.1111/j.1574-6941.2009.00733.x](https://doi.org/10.1111/j.1574-6941.2009.00733.x) PMID: [19656196](https://pubmed.ncbi.nlm.nih.gov/19656196/)
21. Cleveland CC, Townsend AR. (2006) Nutrient additions to a tropical rain forest drive substantial soil carbon dioxide losses to the atmosphere. *P Nati A Sci* 103: 10316–10321.
22. Tu L, Hu T, Zhang J, Li X, Hu H, Liu L, Xiao Y. (2013) Nitrogen addition stimulates different components of soil respiration in a subtropical bamboo ecosystem. *Soil Biol Biochem* 58: 255–264.
23. Janssens IA, Dieleman W, Luysaert S, Subke JA, Reichstein M, Ceulemans R, et al. (2010) Reduction of forest soil respiration in response to nitrogen deposition. *Nat Geosci* 3: 315–322.

24. Hasselquist Niles J, Metcalfe D B, Högborg P. (2012) Contrasting effects of low and high nitrogen additions on soil CO<sub>2</sub> flux components and ectomycorrhizal fungal sporocarp production in a boreal forest. *Glob Chang Biol* 18: 3596–3605.
25. Sun Z, Liu L, Ma Y, Yin G, Zhao C, Zhang Y, et al. (2014) The effect of nitrogen addition on soil respiration from a nitrogen-limited forest soil. *Agr Fort Meteorol* 197: 103–110.
26. Olsson P, Linder S, Giesler R, Hogberg P. (2005) Fertilization of boreal forest reduces both autotrophic and heterotrophic soil respiration. *Glob Chang Biol* 11: 1745–1753.
27. Gao Q, Hasselquist N, Palmroth S, Zheng Z, You W. (2014) Short-term response of soil respiration to nitrogen fertilization in a subtropical evergreen forest. *Soil Biol Biochem* 76: 297–300.
28. Liu X, Zhang Y, Han W, Tang A, Shen J, Cui Z, et al. (2013) Enhanced nitrogen deposition over China. *Nature* 494: 459–463. doi: [10.1038/nature11917](https://doi.org/10.1038/nature11917) PMID: [23426264](https://pubmed.ncbi.nlm.nih.gov/23426264/)
29. Xia J, Wan S. (2008) Global response patterns of terrestrial plant species to nitrogen addition. *The New Phytologist* 179: 428–439. doi: [10.1111/j.1469-8137.2008.02488.x](https://doi.org/10.1111/j.1469-8137.2008.02488.x) PMID: [19086179](https://pubmed.ncbi.nlm.nih.gov/19086179/)
30. Phillips RP, Fahey TJ. (2007) Fertilization effects on fine root biomass, rhizosphere microbes and respiratory fluxes in hardwood forest soils. *New Phyt* 176:655–664.
31. Cleveland CC, Nemergut DR, Schmidt SK, Townsend AR. (2006) Increases in soil respiration following labile carbon additions linked to rapid shifts in soil microbial community composition. *Biogeochemistry* 82: 229–240.
32. Monson RK, Lipson DL, Burns SP, Turnipseed AA, Delany AC, Williams MW, et al. (2006) Winter forest soil respiration controlled by climate and microbial community composition. *Nature* 439: 711–714. PMID: [16467835](https://pubmed.ncbi.nlm.nih.gov/16467835/)
33. Schimel JP, Schaeffer SM. (2012) Microbial control over carbon cycling in soil. *Frontiers Microbiol* 3: 348.
34. Högborg MN, Bååth E, Nordgren A, Arnebrant K, Högborg P (2003) Contrasting effects of nitrogen availability on plant carbon supply to mycorrhizal fungi and saprotrophs—a hypothesis based on field observations in boreal forest. *New Phytol*, 160: 225–238.
35. Scott-Denton LE, Rosenstiel TN, Monson RK. (2006) Differential controls by climate and substrate over the heterotrophic and rhizospheric components of soil respiration. *Glob Chang Biol* 12: 205–216.
36. Högborg MN, Briones MJ, Keel SG, Metcalfe DB, Campbell C, Midwood AJ, et al. (2010) Quantification of effects of season and nitrogen supply on tree below-ground carbon transfer to ectomycorrhizal fungi and other soil organisms in a boreal pine forest. *New Phytol* 187: 485–493. doi: [10.1111/j.1469-8137.2010.03274.x](https://doi.org/10.1111/j.1469-8137.2010.03274.x) PMID: [20456043](https://pubmed.ncbi.nlm.nih.gov/20456043/)
37. Murugan R, Beggi F, Kumar S. (2014) Belowground carbon allocation by trees, understory vegetation and soil type alter microbial community composition and nutrient cycling in tropical Eucalyptus plantations. *Soil Biol Biochem* 76: 257–267.
38. Kaiser C, Koranda M, Kitzler B, Fuchslueger L, Schnecker J, Schweiger P, et al. (2010) Belowground carbon allocation by trees drives seasonal patterns of extracellular enzyme activities by altering microbial community composition in a beech forest soil. *New Phyt* 187: 843–858.
39. Phillips RP, Fahey TJ. (2007) Fertilization effects on fine root biomass, rhizosphere microbes and respiratory fluxes in hardwood forest soils. *New Phyt* 176:655–664.
40. Keeney D, Nelson D. (1982) Nitrogen- Inorganic forms. P 643–698. In page AL, Miller P, Keeney D (ed), *Methods of soil Analysis, Part 2: Chemical and microbiological properties*, 2nd ed. Soc, Agron, Madison, Wisconsin, USA.
41. Frostegård Å, Bååth E, Tunlio A. (1993) Shifts in the structure of soil microbial communities in limed forests as revealed by phospholipid fatty acid analysis. *Soil Biol Biochem* 25: 723–730.
42. Bossio D, Scow K. (1998) Impacts of carbon and flooding on soil microbial communities: phospholipid fatty acid profiles and substrate utilization patterns. *Microb Ecol* 35: 265–278 PMID: [9569284](https://pubmed.ncbi.nlm.nih.gov/9569284/)
43. Sampedro L, Jeannotte R, Whalen J. (2006) Trophic transfer of fatty acids from gut microbiota to the earthworm *Lumbricus terrestris* L. *Soil Biol Biochem* 38: 2188–2198.
44. Waldrop MP, Firestone MK. (2004) Microbial community utilization of recalcitrant and simple carbon compounds: impact of oak-woodland plant communities. *Oecologia* 138: 275–284. PMID: [14614618](https://pubmed.ncbi.nlm.nih.gov/14614618/)
45. Frey B, Hagedorn F, Giudici F. (2006) Effect of girdling on soil respiration and root composition in a sweet chestnut forest. *For Ecol Manag* 225: 271–277.
46. Högborg P, Nordgren A, Agren GI. (2002) Carbon allocation between tree root growth and root respiration in boreal pine forest. *Oecologia* 132: 579–581.
47. Chen D, Zhou L, Wu J, Hsu J, Lin Y, Fu S. (2012) Tree girdling affects the soil microbial community by modifying resource availability in two subtropical plantations. *App Soil Ecol* 53: 108–115.

48. Weintraub M, Scott-Denton L, Schmidtm S, Monson R. (2007) The effects of tree rhizodeposition on soil exoenzyme activity, dissolved organic carbon, and nutrient availability in a subalpine forest ecosystem. *Oecologia* 154: 327–338. PMID: [17657512](#)
49. Dannenmann M, Simon J, Gasche R, Holst J, Naumann P, Koegel-Knabner I, et al. (2009). Tree girdling provides insight on the role of labile carbon in nitrogen partitioning between soil microorganisms and adult European beech. *Soil Biol Biochem* 41: 1622–1631.
50. Jordan M, Habib R, Bonafous M. (1998) Uptake and allocation of nitrogen in young peach trees as affected by the amount of photosynthates available in roots. *J Plant Nutrition* 21: 2441–2454.
51. Edwards N, Ross-Todd N. (1979) The effects of stem girdling on biogeochemical cycles within a mixed deciduous forest in Eastern Tennessee. *Oecologia* 40: 247–257.
52. Nordgren A, Ottosson Löfvenius M, Högborg M, Mellander P, Högborg P. (2003) Tree root and soil heterotrophic respiration as revealed by girdling of boreal Scots pine forest: extending observations beyond the first year. *Plant, Cell & Environment* 26: 1287–1296.
53. Franklin O, Hogberg P, Ekblad A, Agren G. (2003) Pine forest floor carbon accumulation in response to N and PK additions: Bomb <sup>14</sup>C modelling and respiration studies. *Ecosystems* 6: 644–658.
54. Bowden R, Davidson E, Savage K, Arabia C, Steudler P. (2004) Chronic nitrogen additions reduce total soil respiration and microbial respiration in temperate forest soils at the Harvard Forest. *For Ecol Manag* 196: 43–56.
55. Strickland M, Lauber C, Fierer N, Bradford M. (2009) Testing the functional significance of microbial community composition. *Ecology* 90: 441–451. PMID: [19323228](#)
56. Garcia-Pausas J, Paterson E. (2011) Microbial community abundance and structure are determinants of soil organic matter mineralisation in the presence of labile carbon. *Soil Biol Biochem* 43: 1705–1713.
57. Jia S, Wang Z, Li X, Sun Y, Zhang X, Liang A. (2010) N fertilization affects on soil respiration, microbial biomass and root respiration in *Larix gmelinii* and *Fraxinus mandshurica* plantations in China. *Plant Soil* 333: 325–336.
58. Giardina C, Ryan M, Binkley D, Fownes J. (2003) Primary production and carbon allocation in relation to nutrient supply in a tropical experimental forest. *Glob Chang Biol* 9: 1438–1450.
59. Marschner P. (2003) Structure and function of the soil microbial community in a long-term fertilizer experiment. *Soil Biol Biochem* 35: 453–461.
60. Högborg MN, Hogberg P, Myrold DD. (2007) Is microbial community composition in boreal forest soils determined by pH, C-to-N ratio, the trees, or all three? *Oecologia* 150: 590–601. PMID: [17033802](#)
61. Treonis AM, Ostle NJ, Stott AW, Primrose R, Grayston SJ, Ineson P. (2004) Identification of groups of metabolically-active rhizosphere microorganisms by stable isotope probing of PLFAs. *Soil Biol Biochem* 36: 533–537.
62. Peacock Ag, Mullen M, Ringelberg D, Tyler D, Hedrick D, Gale P, et al. (2001) Soil microbial community responses to dairy manure or ammonium nitrate applications. *Soil Biol Biochem* 33: 1011–1019.
63. Rousk J, Bååth E. (2007) Fungal and bacterial growth in soil with plant materials of different C/N ratios. *FEMS Microbiol Ecol* 62: 258–267. PMID: [17991019](#)
64. Wang Q, Wang Y, Wang S, He T, Liu L. (2014b) Fresh carbon and nitrogen inputs alter organic carbon mineralization and microbial community in forest deep soil layers. *Soil Biol Biochem* 72: 145–151.
65. Demoling F, Nilsson LO, Bååth E. (2008) Bacterial and fungal response to nitrogen fertilization in three coniferous forest soils. *Soil Biol Biochem* 40: 370–379.
66. Gallo M, Amonette R, Lauber C, Sinsabaugh RL, Zak DR. (2004) Microbial community structure and oxidative enzyme activity in nitrogen-amended north temperate forest soils. *Microb Ecol* 48: 218–229. PMID: [15546042](#)
67. Bai E, Li W, Li S, Sun J, Peng B, Dai W et al. (2014) Pulse increase of soil N<sub>2</sub>O emission in response to N addition in a temperate forest on Mt Changbai, Northeast China. *PLoS One*. 9: e 102765.
68. Wan X, Huang Z, He Z, Yu Z, Wang M, Davis MR, et al. (2014) Soil C:N ratio is the major determinant of soil microbial community structure in subtropical coniferous and broadleaf forest plantations. *Plant Soil* 387: 103–116.
69. Sun J, Peng B, Li W, QU G, Dai W, Dai G, et al. (2016) Effects of nitrogen addition on potential soil nitrogen cycling processes in a temperate forest ecosystem. *Soil Science* 181: 29–38.